



Bubble

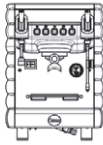


BUBBLE FEATURES

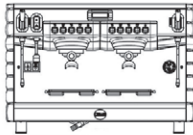
MODELS

E Automatic Dosage

High groups



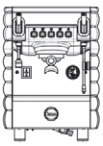
1 group
1 steam wand
1 hot water display



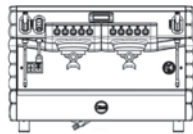
2 groups
2 steam wands
1 hot water output with display

E Automatic Dosage

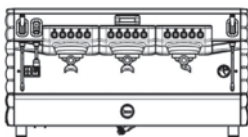
Low groups



1 group
1 steam wand
1 hot water display



2 groups
2 steam wands
1 hot water output with display



3 groups
2 steam wands
1 hot water output with display

OPTION

Cold Water Mix for Tea (2 and 3 groups only)
hot water dispensing with economizer

Electrical Heating for Cup Warmer (2 and 3 groups only)
to heat cups and serve drinks at the perfect temperature

Manual Milk Frother (instead of Steam Wand)
to froth milk with the frother using the steam lever

MAIN FEATURES

Programmable hot water doses	Pressure gauge for steam boiler and pump
Programming of pre-infusion for all drink selections of each group	Temperature probe for a constant control of steam boiler pressure

TECHNICAL DATA

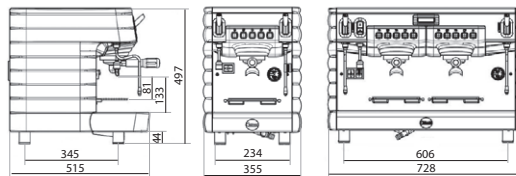
	1 group	2 groups	3 groups
Boiler capacity	4.0 l	11.0 l	14.0 l
Net weight	30 Kg	47 Kg	61 Kg
Gross weight	40 Kg	63 Kg	83 Kg

COLOURS

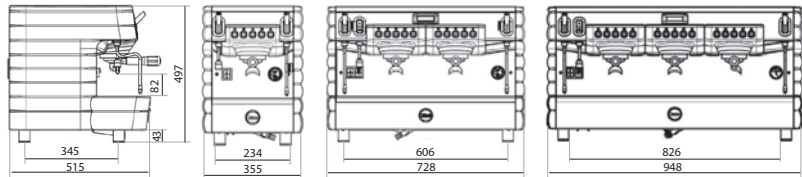
Machine colours:



DIMENSIONS



High groups



Low groups

1 group	2 groups	3 groups
W 355 x D 515 x H 497 mm	W 728 x D 515 x H 497 mm	W 948 x D 515 x H 497 mm

VOLTAGE / TOTAL POWER

1 group	2 groups	3 groups
120V 1+N 50/60Hz 1.450W	200V 1+N 50/60Hz 3.465W	230V 1+N 50/60Hz 4.350W
200V 1+N 50/60Hz 2.190W	230V 1+N 50/60Hz 3.150W	230V 3~ 50/60Hz 4.350W
230V 1+N 50/60Hz 1.850W	240V 1+N 50/60Hz 3.150W	400V 3+N 50/60Hz 4.350W
240V 1+N 50/60Hz 1.850W		