



Armonia

Recommended
daily production
up to 200 cups



Drink	Cups per hour*
Espresso	150
Coffee/Cappuccino/Choco	120
Hot water	tot. 40 litres

* the number of cups per hour may vary depending on drink size and setting



Armonia Soft

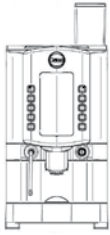


Armonia Soft Plus

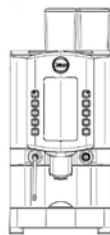
MODELS

LM

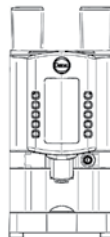
Coffee
Fresh Milk
Instant



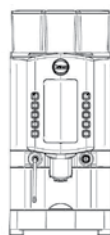
1 grinder



2 grinders



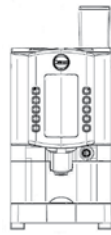
1 grinder+1 instant



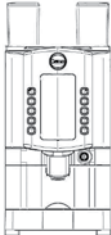
2 grinders+1 instant
1 grinder+2 instants

EASY

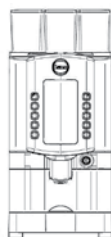
Coffee
Instant



1 grinder



1 grinder+1 instant



2 grinders+1 instant
1 grinder+2 instants

TECHNICAL DATA

Coffee hopper capacity	0.6 Kg
Instant container capacity	2.0 l
Coffee and steam boiler capacity	1.0 l each
Delivery spout range	95 - 155 mm
Coffee ground bin capacity	60 pcs
Net weight	LM: 42 Kg - EASY: 38 Kg
Gross weight	LM: 49 Kg - EASY: 45 Kg
Matching add-on units	Range A01
Interface Armonia Soft	RGB display
Interface Armonia Soft Plus	7" Touch Screen display, compatible with Android system

COLOURS

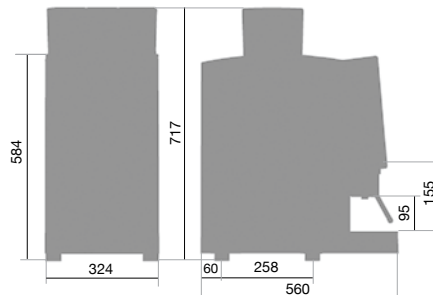
Front panel: white - Side and rear panels: white



Front panel: black - Side and rear panels: stainless steel



DIMENSIONS



W 324 x D 560 x H 717 mm

VOLTAGE / TOTAL POWER

LM	EASY
120V 1+N 50/60Hz 2.550W	120V 1+N 50/60Hz 1.350W
200V 1+N 50/60Hz 3.114W	200V 1+N 50/60Hz 1.914W
230V 1+N 50/60Hz 3.150W	230V 1+N 50/60Hz 1.950W
240V 1+N 50/60Hz 3.160W	240V 1+N 50/60Hz 2.124W

TECHNOLOGIES



OPTION

Premium Grinder Set Up grinders ready to keep a constant grind setting	Direct Coffee Ground Discharge to discharge coffee grounds directly into a bin placed under the machine
MTT Milk Pump (LM only) to set the desired temperature for each milk-based drink and get a perfect foam	MaxSave Energy Saving (Soft Plus only) to detect the presence/absence of users to reduce energy consumption
Coffee Hopper 1.1 Kg to maximize the capacity of the hopper to 1.1 Kg	Cup Station door covering the dispensing area to guarantee max. safe and hygienic conditions, recommended in self serve applications
Instant Container 3.0 l to maximize the capacity of the instant container to 3.0 l	Card Reader contactless transponder to read smart cards
Aroma Diffusion to spread a nice coffee aroma in the environment and remove steam inside the machine	Cellular Modem telemetry system to check machine data and revenues, as well as update machine parameters via remote control
Cup Positioning to place cups right under the delivery spout	Coin Acceptor + box coin box for self serve payments programmable for any currency, no change giver
Hopper Lock to close the hoppers with a lock	